




How To Measure A Chaise Lounge


Place your order online for faster service!

CHAISE BACK

Measure Top Width




Measure Bottom Width



Starting a few inches down from the end of the rails, place your tape measure where the fabric disappears into the frame or rail and measure across to the other side. Measure up to the closest 1/4". Repeat for the bottom width. Starting at the top of the chaise back, measure the length of the back following the sling rail to the end.

CHAISE SEAT


Measure Back Width



Measure Bottom Width



Measure the seat width by placing your tape measure where the fabric disappears into the frame or rail and measure across to the other side. Measure up to the closest 1/4". Repeat for the bottom width of the chaise seat. Starting at the top of the chaise seat, measure the length of the bottom by following the sling rail to the end.



Record Your Measurements Here:

Chaise Lounge	Seat	Back
Top Width		
Bottom Width		
Length		

DO NOT
 measure the old sling.
 Measure on the chair
 frame with the old sling
 tightly installed.
 We will add the
 necessary fabric
 for hems and fabric
 inside the sling rail.



Fabric Selection: _____